

Beckman Center

# VISIONS

That Man May See, Inc., supporting The Beckman Vision Center • Department of Ophthalmology at



## Unique Research Collaboration to Develop New Ophthalmic Treatments

*How can research in advanced imaging technology be quickly applied to vision care? How could the action of cardiovascular medications point to a treatment for macular degeneration?*

“Scientific advances are occurring at unprecedented velocity,” says Daniel Schwartz, MD, Director of the Retinal Service, and co-director of the new UCSF Collaborative Vision Research Group (CVRG). “That is why we created a unique collaborative initiative – to take technology that has not yet been applied to ophthalmology, and use those resources to solve ophthalmic problems.”



*Department Chair Dr. Creig Hoyt discusses the new Collaborative Vision Research Group with Co-Director Dr. Daniel Schwartz, Sound ID Executive VP Dr. Scott Rader, and Co-Director Dr. Stephen McLeod.*

“This diverse group of innovators will help to bring scientific discoveries into ophthalmic practice more rapidly,” explains Stephen McLeod, MD, Co-Director of the Refractive Surgery Service, who co-directs the CVRG with Dr. Schwartz.

### INNOVATORS IN ACTION

Collaborating to harness scientific discoveries for ophthalmic care, the CVRG includes vision scientists, bioscience researchers, engineers, and business advisors – collaborating to harness scientific discoveries for ophthalmic care.

Dr. Daniel Schwartz is currently developing a laser-adjustable intraocular lens, in collaboration with polymer chemists from the California Institute of Technology. He is also working with leaders in cardiovascular research to develop new drug treatments for age-related macular degeneration.

Dr. Stephen McLeod is working with the start-up company, Visiogen, to develop a spring-loaded accommodative intraocular lens that would improve vision for patients with presbyopia (far-sightedness).

## Humanitarian Award for Tibet Vision Project

*Clinical Professor Marc F. Lieberman, MD, received the 2003 Outstanding Humanitarian Award from the American Academy of Ophthalmology. He was nominated by the American Glaucoma Society for the Tibet Vision Project and his annual missions to eliminate blindness from cataracts, the predominant preventable cause of blindness in Tibet.*

### IN THIS ISSUE

New Residents	2
Treatments Arrest Macular Degeneration	3
International Fellows	5
Chair Honors Tom Boyden	6

*Continued on page 4...*

## Outstanding New Residents

### FACULTY NEWS

#### Richard Abbott, MD

*Honors:* Chair of World Health Organization Committee for Cost Reduction & Effective Improvement in Eye Care Product Services; Featured Speaker for PBS special on New Developments in Eye Care.

*Appointment:* Advisory Board and Executive Committee, PROJECT ORBIS Telemedicine Cyber sight project

*Invited Lectures:* Walter Stark Memorial Lectureship, Dean A. McGee Eye Institute, University of Oklahoma; "Development of Best Practice Guidelines for Improving Quality of Eye Care Services," World Health Organization, Geneva, Switzerland; "Ophthalmic Knowledge Base: Content Development," Education Coordinating Council, American Academy of Ophthalmology; Panamanian Ophthalmological Society; Keynote Address: Combined AAO and International Society of Refractive Surgery Annual meeting, Anaheim; Chilean Ophthalmological Society, Valdivia, Chile.

#### Allan Flach, MD, PharmD

*Appointments:* Elected President, Prevention Blindness, Northern California; Elected Executive Secretary, Pacific Coast Oto-Ophthalmological Society.

#### Creig Hoyt, MD

*Invited Lectures:* Visiting Professor, Albany Medical College, NY; Frank Claffy Memorial Lecture, Sydney Australia; Guest Professor, Saudi Arabia Ophthalmology Society.

#### David G. Hwang, MD, FACS

*Elected:* President, Ocular Microbiology and Immunology Group; Executive Committee, Ocular Microbiology and Immunology Group.

*Appointment:* Chair, Ocular Infectious Disease Working Group.

#### Todd Margolis, MD, PhD

*Invited Lectures:* "New Concepts in Ocular Zoster," "Management of Ocular HSV," 23rd Brazilian Congress of Ophthalmology, Salvador, Brazil; Department of Ophthalmology, Federal School of Medicine, Sao Paulo, Brazil; "The Red Eye," UCSF Topics in Emergency Medicine.

*Honors:* Appointed Scientific Advisory Board Member. Molecular Pathogenesis of Infectious and Inflammatory Eye Research Group.

*Appointments:* NEI 5-Year Program Planning Committee, Cornea Section (NIH); Advisory Board, The Pemphigus and Pemphigoid Society; Steering Committee, UCSF Program in Population Sciences and Global Health.

#### Joan O'Brien, MD

*Honor:* Invited Member, Macula Society Research Committee.

Four exceptional young physicians were selected as first-year residents last summer, among 300 applicants from across the U.S., to begin a rigorous three-year program of specialty training in ophthalmology. The ophthalmology residency at UCSF is highly sought-after, as the Department is widely recognized for its academic excellence.



#### JENNIFER DIEHN, MD

An Iowa resident, Jennifer Diehn, MD (left), received her BA from the University of Iowa, and graduated from the Stanford School of Medicine in 2002. She taught immunology at Stanford, and pursued research in genetics and cancer biology. She completed her internship at Santa Clara Valley Hospital in San Jose.

#### SCOTT LEE, MD

Scott Lee, MD, (2nd from left) was born in New Jersey, grew up in Ohio, and received his BA at Brown University. In 2002, he received a joint MD/MPH degree from UCLA and Harvard, and completed his internship at the Mt. Sinai School of Medicine in New York. He has worked abroad in India, Thailand, Cuba and Ecuador.

#### BRANDON LUJAN, MD

A resident of Minnesota, Brandon Lujan, MD, (3rd from left) received his BA from the University of Minnesota. He received his medical degree from the Harvard School of Medicine in 2002, and completed his internship at Arrowhead Regional Medical Center in San Bernardino County. He has also studied Functional Brain Imaging (Brain MRI) at Oxford University.

#### REZA VAGEFI, MD

Born in Shiraz, Iran, Reza Vagefi, MD, (right) grew up in Maryland, Texas and Connecticut. He received a BA in French Literature at Johns Hopkins and his medical degree from Yale in 2002. Dr. Vagefi completed his internship at Stanford. He has studied French, and has traveled extensively in Europe, Asia, and South America. 👁

# Seeking New Macular Degeneration Treatments

“Five years ago, we had no viable treatment for macular degeneration. But today, with photodynamic therapy, we have the first generation of treatments approved by the FDA,” says retina specialist Robert Bhisitkul, MD, PhD, Assistant Professor of Ophthalmology. “With the next generation of treatments, we’ll be able to do even more to help preserve patients’ vision.”

UCSF is actively involved in finding new treatment approaches to macular degeneration, the most common cause of blindness among elderly Americans.

## ANTI-VEGF DRUG TRIALS


A new class of drugs, anti-VEGF (vascular endothelial growth factor) compounds, could slow the development of abnormal blood vessel growth associated with wet (exudative) macular degeneration, and macular edema caused by diabetic retinopathy.

Clinical trials for the anti-VEGF drug, rhuFabV2 (Lucentis), which might benefit patients with wet macular degeneration, are now underway at UCSF as part of a multicenter trial. Another anti-VEGF drug, Macugen, has just had positive results an-

nounced, and an application for FDA approval is pending.

“Clinical trials are where you make the final decision on whether a drug is beneficial,” says Dr. Bhisitkul. “Because we have a broad range of patients and experience in conducting these studies, we are in a good position to participate in these important trials.”

Researchers at UCSF are investigating other novel approaches to macular degeneration. Dr. Bhisitkul and UCSF Ophthalmology resident Dr. Janie Ho are conducting basic science studies of a new class of drugs using RNA interference to combat recently recognized growth factors. Early results are promising. 👁



*Dr. Robert Bhisitkul*

# Treatments Arrest Macular Degeneration

“I first became concerned about my vision when I couldn’t get my glasses to work and I found myself saying ‘I don’t think they know how to make glasses any more,’” says Mrs. Jane Rees. But when she saw her ophthalmologist, Brooks Crawford, MD, in 1997, he found that she had signs of macular degeneration, and referred Mrs. Rees to retina specialist Alex Irvine, MD, and his associate, Robert Bhisitkul, MD, PhD, at UCSF.

Mrs. Rees writes a weekly column from San Francisco for *Japan Times*, the leading English daily in Japan, and she leads an active life. She relies upon her vision.

“Dr. Bhisitkul says he is very proud of my response to laser treatment and the newest treatment, Photodynamic Therapy, which has arrested the macular degeneration for over five years,” says Mrs. Rees. “I notice some fogginess if I close my left eye, and some color changes, but I can still read and see well at a distance.

“I think my lucky stars for Dr. Bhisitkul and Dr. Irvine,” says Mrs. Rees. “I couldn’t be more grateful for their meticulous care.” 👁



*Mrs. Jane Rees*



## Eminent Former Fellows

Former UCSF Fellows are Ophthalmology Department Chairs at 18 universities, worldwide, including:



**RUBENS BELFORT, JR., MD (UCSF/PROCTOR FELLOW 1974-75)** President, Pan American Association of Ophthalmology, 2002-2003; Director, Pan American Association of Ophthalmology, 1997-1999; Professor and Chair, Department of Ophthalmology, Director, Vision Institute, Federal University of Sao Paulo, Brazil.



**W. BRUCE JACKSON, MD (UCSF/PROCTOR FELLOW 1973)** Director General, University of Ottawa Eye Institute, The Ottawa Hospital, Canada; Program Director & Senior Scientist, Ottawa Health Research Institute; Professor and Chairman, Department of Ophthalmology, University of Ottawa.




**SHIGEAKI OHNO, MD, PHD (GEORGE & ROSALIE HEARST FELLOW 1974-76; UCSF/PROCTOR FELLOW 1982)** Vice President, Hokkaido University Hospital; Professor and Chairman, Department of Ophthalmology and Visual Sciences, Hokkaido University Graduate School of Medicine, Japan. 

## December Course 2003 New Therapies

The 2003 December Course, an annual symposium for practicing ophthalmologists, featured internationally-renowned investigators. The meeting was dedicated to pioneering ophthalmic plastic surgeon, Professor Crowell Beard, MD, who died in 2003. In the keynote Proctor Lecture, Richard L. Anderson, MD, Medical Director of the Center for Facial Appearance in Salt Lake City, Utah, reported on advances in surgery for ptosis (drooping eyelid), and gave a tribute to Dr. Beard, who was recognized internationally for his work in the field.

Clinical Professor, David Chang, MD, discussed the design and implementation of an implantable miniature telescope that may enhance vision for patients with macular degeneration.

“This was a cutting-edge meeting,” says Dr. Daniel Schwartz, who chaired the program with Drs. Robert Stamper and Stephen McLeod. 

## Unique Research Collaboration...

*Continued from page 1...*

Other CVRG collaborators include:

Matt LaVail, PhD, Professor of Ophthalmology and Anatomy, successfully identified neurotrophic factors and a delivery method to treat retinal degenerations, currently in clinical trials.


David F. Chang, MD, UCSF Clinical Professor of Ophthalmology, recognized as a top cataract specialist, is a consultant to many ophthalmic firms.

R. Scott Rader, PhD, is Executive VP of the start-up company, Sound ID. He is former Assistant Professor of Ophthalmology and Engineering at Johns Hopkins School of Medicine, and a founder of the Johns Hopkins Microsurgery Advanced Design Laboratory.

Robert Kim, MD, UCSF Associate Clinical Professor, is Chief Clinical Scientist of Ophthalmic Medicine at Genentech, Inc., investigating drug treatments for macular degeneration.

CVRG members also include: Judy Gordon, Ophthalmic Regulatory Consultant; Stephen S. Smith, Advisory Director of Broadview International, LLC, and That Man May See (TMMS) Board Chairman; John Hall, President of Horizon Ventures, Los Altos, and TMMS Board Member; and Peter Mattson, Founder Mattson & Co., and TMMS Board Member.

## FACILITATING PROGRESS

“This innovative initiative will establish a new paradigm for conducting ophthalmic biotech/bioengineering research,” says Dr. Chang. 

## International Fellows ~ Extraordinary Contributions

Award winning physicians and scholars from nearly every continent work closely with UCSF Ophthalmology faculty for a year or more, as Research Fellows at UCSF. These scientists will be prepared to make significant contributions to research and clinical care in ophthalmology when they return to their own countries.




FELLOW	COUNTRY/SCHOOL	LAB
1. Xiaorong Liu, PhD	Peking University, Beijing, China	Retina
2. Juan Du, MD, PhD	Peking University, Beijing, China	Retinal Development/Glaucoma
3. Karina Nikulina, Ph.D	St. Petersburg State University, Russia	Cornea/External Disease/Uveitis
4. Jaya D. Chidambaram, MBBS (MD), BSc	Guy's & St. Thomas's Medical School, London, England	Cornea/External Disease
5. Xiao Liu, MD, PhD	Shanghai Medical University, China	Retinal Development
6. Zhaoxia Zhou, BS	Guizhou Agricultural College, Guizhou Province, China	Biostatistics
7. Yumi Imai, DVM, PhD	Yokohama City University School of Medicine, Japan	Cornea/External Disease/Uveitis
8. Tisha Prabripataloong, MD	Ramathibodi Hospital, Mahidol University, Bangkok, Thailand	Cornea/External Disease/Uveitis
9. R. Maxwell Conway, MD, PhD	Sydney Hospital & Sydney Eye Hospital, Australia	Ocular Oncology
10. Daniel Pereira, MD	Santa Casa de Misericordia de Sao Paulo, Brazil	Retina
11. Jan Verweij, PhD	University of Amsterdam, The Netherlands	Retina
12. Koji Sugioka, MD, PhD	Kinki University, Osaka, Japan	Cornea
13. Tamas Szikra, PhD	Eotvos Lorand University, Budapest, Hungary	Retina
14. Di Wu, PhD	Shanghai Institute of Physiology, Chinese Academy of Sciences, China	Retina
15. Yu-Hung Lai, MD, MS	Kaohsiung Medical University, Taiwan	Pediatrics/Neuro Ophthalmology

## Thomas W. Boyden Fund

Recognizing the great value of unrestricted gifts to the ophthalmology department, generous donors have contributed \$128,000 to That Man May See, in memory of former TMMS President, Tom Boyden.

“Unrestricted gifts are essential for us to remain one of the world’s leading eye institutes,” says Department Chair, Creig Hoyt, MD. “We expect to apply these funds to the active recruitment and support of new faculty. We are enormously appreciative that friends have chosen to honor Tom Boyden’s service to TMMS in this way.”

If you would like to contribute to the Thomas W. Boyden Fund, please contact Karen Brownstein, TMMS Development Associate, at (415) 476-4016. 

## Newest Chair Honors Tom Boyden

As an extraordinary honor, That Man May See (TMMS) Board Member Andrew Yau has asked that the newest Ophthalmology Chair at UCSF, which he funded, be named in recognition of Thomas W. Boyden. Mr. Boyden, who served as President of TMMS for a decade, died last September. During his tenure, Mr. Boyden raised nearly \$19 million to support ophthalmology at UCSF.

“Giving in support of those who give their heart and soul for the benefit of humanity is the most worthwhile and effective way to give,” said Mr. Yau, CEO of the Practical Group of Companies in Thailand, acknowledging his contribution. “Tom Boyden gave his heart and soul for That Man May See, and what he has given will be remembered.”

Generous donors have funded eight Ophthalmology Chairs at UCSF. 

*Thomas W. Boyden (top)  
and Andrew Yau*




## Congratulations to Pearl Kimura



On her 90th birthday this February, the TMMS Board and Ophthalmology faculty extend congratulations to their most steadfast supporter, Mrs. Pearl Kimura. Happy birthday, Pearl!

That Man May See, Inc. was founded in 1971 by Mrs. Kimura’s husband, the late Samuel J. Kimura, MD, and then Ophthalmology Chair, Michael J. Hogan, MD, to provide a new source of funding for a comprehensive vision center at UCSF. Mrs. Kimura joined the TMMS Board of Directors in 1980, and in 1999 she was named Director-Emeritus.

Pearl Kimura has worked vigorously to support the goals of TMMS, funding an endowment, a laboratory, and the Japan-UCSF Eye Society Fund. Mrs. Kimura’s generous contributions also include the Samuel J. and Pearl Kimura Ophthalmology Chair, designated for promising young scientists; the Kimura Lecture Series; and the Kimura Ocular Immunology Laboratory at the Proctor Foundation. 



## Wayne Caygill, MD

# Benefactor to Future Generations

For over 40 years, until his death in August, Wayne Caygill, MD, contributed actively to the future of ophthalmology. He was a member of the UCSF Ophthalmology Clinical Faculty, consulting weekly with residents in training at UCSF until his retirement. In concert with his wife Theresa Caygill, Dr. Caygill was also a benefactor and friend of ophthalmology at UCSF.

The only physician in Orinda in the 1940's, Dr. Caygill was encouraged to turn to ophthalmology by UCSF Professor Lee Garron, MD. Dr. Caygill maintained a private practice in ophthalmology in Oakland, with Mrs. Caygill as practice manager, until the couple retired in 1981.

In 1990, Dr. and Mrs. Caygill established the first Ophthalmology Chair at UCSF, held by the Department Chair, Steven G. Kramer, MD, PhD. They also funded the Theresa and Wayne Caygill Ophthalmic Library. Dr. and Mrs. Caygill served on the TMMS Board of Directors and the Honorary Board, and Mrs. Caygill continues to serve on the TMMS Honorary Board.

"Dr. and Mrs. Caygill have been among the most generous supporters of That Man May See, since it was founded in 1971," says Ophthalmology Chair Creig Hoyt, MD. "We are greatly appreciative." 👁



Mrs. Theresa and Dr. Wayne Caygill

## A Brighter Future for You and Eye Research

You can help insure that your children and grandchildren have a brighter future by establishing a Gift Annuity or Charitable Remainder Trust. Your gift will benefit you during your lifetime by providing income and a tax deduction, and supporting vision research at UCSF at your passing. Annuities and trusts can be set up with appreciated real estate, stocks or other assets.

For further information, please call Karen Brownstein, TMMS Development Associate, at (415) 476-4016.

## K.C. Orloff Named TMMS Controller

The newest staff member of That Man May See, Controller Kathleen Chapot (K.C.) Orloff ensures that all TMMS contributions and grants are handled in accordance with TMMS bylaws, as well as University, State and Federal regulations. "We dot the i's and cross the t's," she says.

Formerly Comptroller of the Rainforest Network, Ms. Orloff was also Controller for the dot-com Syntrio, which specializes in corporate e-learning.

Ms. Orloff replaces Yvon Johnson, who is retiring to Oregon after nearly a decade as the TMMS Controller.

## The Beckman Vision Center

at UCSF

A facility of the UCSF  
Department of Ophthalmology  
10 Koret Way, Room K-301  
San Francisco, CA  
94143-0730

Director and Chairman  
Creig S. Hoyt, MD

## Services

Comprehensive Eye Center  
(415) 353-2800  
*Routine eye care, acute care,  
eye disease referrals*

Eyeglasses  
(415) 353-2816

Contact Lenses  
(415) 353-2800

Cataract Care  
(415) 476-3705

Cornea Care  
(415) 476-3705

Glaucoma Care  
(415) 476-3707

Ocular Oncology Care  
(415) 502-3206

Pediatric Ophthalmology  
(415) 353-2289

Plastic Surgery  
(415) 353-2142

Retinal Care  
(415) 353-2402

Neuro Ophthalmology  
(415) 476-7176

Vision Correction Center  
(415) 476-2561  
*Individualized vision  
correction surgery, including  
LASIK and PRK.*

UCSF Ophthalmology  
on the Internet  
<http://www.ucsfeye.net>

## ***The Gift of Vision – That Man May See, Inc.***

You can make a difference in the effort to find better treatments and cures for blinding eye disease. Your gift to That Man May See, Inc. (TMMS) allows us to fund promising vision research and to endow long-term excellence.

**That Man May See** is a non-profit, gift-supported foundation supporting vision research, patient care and education at the Beckman Vision Center, Department of Ophthalmology at UCSF.

Your gift can be unrestricted (used where the need is greatest) or designated for the eye disease of your choice.

To make a tax-deductible gift, or for information on upcoming tours and educational events, please contact:

**That Man May See, Inc.**  
**10 Koret Way, Box 0352**  
**San Francisco CA 94143**  
**(415) 476-4016**

### **Visions Newsletter**

produced by

**That Man May See, Inc.**  
a non-profit, gift-supported  
foundation funding vision  
research and care at UCSF.

Editors:

Matthew M. LaVail, PhD  
Stephen D. McLeod, MD  
Joan M. O'Brien, MD

Copy: Merry Selk  
Design: Mónica DuClaud

For a free subscription to  
Visions Newsletter, please  
call (415) 476-4016.

If you do not want to receive further fundraising communications from the Department of Ophthalmology or That Man May See, please contact: Records Manager, Department of Ophthalmology, UCSF Box 0248, San Francisco CA 94143-0248.

## ***Director's Report*** **Impact of UCSF Ophthalmology Education**

**T**he impact of the Department of Ophthalmology and the Proctor Foundation in the field of medical education goes far beyond the walls of UCSF, beyond the boundaries of California, and beyond the United States.

In the U.S. and overseas, we have been training the brightest and best scientists in ophthalmology. The current group of our international fellows and our ophthalmology residents are indicative of the high level of advanced training that UCSF has offered for decades.

Medical students can choose any specialty. UCSF medical students' interest and success in pursuing ophthalmology training clearly reflects on the impact of Dr. Joan O'Brien's efforts to create a high-quality ophthalmic program for our medical students. For 2004-05, nine UCSF medical students selected ophthalmology residencies, which is an impressively large number for any medical school; these students have been accepted as residents at some of the finest programs in the U.S., including UCLA, Wilmer Eye Institute at Johns Hopkins, and UCSF.

We have seen an increased interest in Ophthalmology Grand Rounds at UCSF, and in the December Course Symposium produced by the Department. In particular, newly instituted Grand Rounds evening lectures, developed by Dr. Richard Abbott, have made Grand Rounds more accessible. These programs attest to our ongoing commitment to a first-rate post-graduate education for practicing physicians in our community. 👁



*Creig S. Hoyt, MD*  
*Director and Chairman*

University of California  
San Francisco, CA 94143

Return Service Requested

Non-Profit Organization  
U.S. Postage  
**PAID**  
University of California  
San Francisco CA